

Denmark and the United States

United States in Denmark

Denmark in the United States

41,106

Jobs

39,372

Jobs directly supported by majority-owned affiliates. Estimates for 2017. Total U.S.-related jobs are likely to be higher, because these figures do not include jobs created by trade flows, indirect employment effects through distributors or suppliers, or via non-equity arrangements such as strategic alliances, joint ventures, or other deals.

\$13.9 bn

Investment

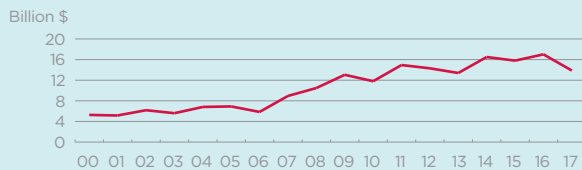
\$18.0 bn

Foreign Direct Investment (FDI), 2017

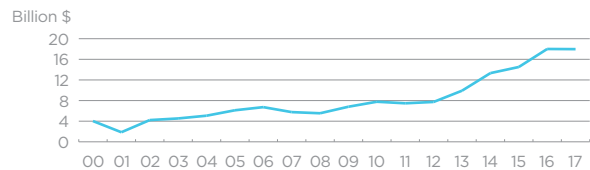
Foreign Direct Investment (FDI), 2017

Bilateral investment between the U.S. and Denmark was relatively equal in 2016, with Denmark investing only \$1 billion more in the U.S. than what the U.S. invested in Denmark. However, in 2017 the investment gap widened as U.S. investment in Denmark declined, while Denmark's investment in the U.S. remained relatively flat. In 2017, affiliate sales in the U.S. market were an estimated \$28.4 billion while U.S. foreign affiliate sales in Denmark were \$19.6 billion. However, the affiliate employment balance favors Denmark, with U.S. affiliates in Denmark employing roughly 1,700 more people than Danish affiliates employ in the U.S., according to estimates.

U.S. FDI Position in Denmark



Denmark FDI Position in the U.S.



Foreign direct investment position, historic-cost basis, 2000-2017.

\$2.2 bn

Trade in Goods

\$7.7 bn

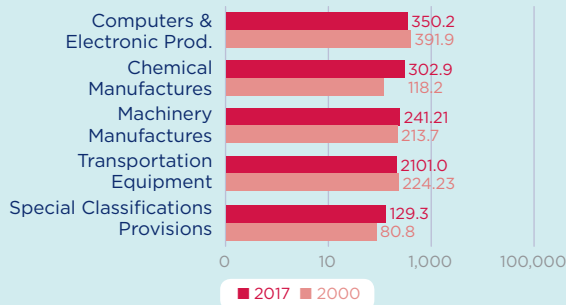
U.S. Goods Exports to Denmark, 2017

U.S. Goods Imports from Denmark, 2017

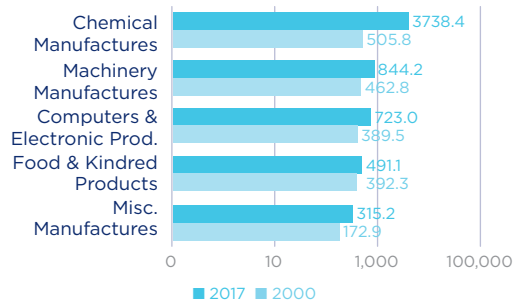
2.6% The U.S. supplied 2.6% of Denmark's total imports... **8.7%** ...but the U.S. share increases to 8.7% when intra-EU trade is excluded from the total.

8.1% The U.S. received 8.1% of the total goods Denmark exported to the world... **24.3%** ...but the U.S. share increases to 24.3% when intra-EU trade is excluded from the total.

Top Five U.S. Goods Exports to Denmark (\$ millions)



Top Five U.S. Goods Imports from Denmark (\$ millions)



Top State Trade Partners Exports of Goods (\$ millions)



Top State Trade Partners Imports of Goods (\$ millions)



\$5.5 bn

Trade in Services

\$3.1 bn

U.S. Services Exports to Denmark, 2017

U.S. Services Imports from Denmark, 2017

Sources: Bureau of Economic Analysis; U.S. Commerce Department; International Monetary Fund; Office of Trade and Economic Analysis.